

Costa Romantica deck plans

Cabin grades

- | | |
|---|--|
| I1 Inside. Amsterdam, Copenhagen, Londra, Parigi | E1 Outside. Amsterdam, Copenhagen, Londra |
| I2 Inside. Amsterdam | E2 Outside. Amsterdam |
| I3 Inside. Copenhagen | E3 Outside. Copenhagen |
| I4 Inside. Londra | E4 Outside. Londra |
| I5 Inside. Parigi | E5 Outside. Parigi |
| | IS Single inside. Parigi, Londra, Copenhagen, Amsterdam |

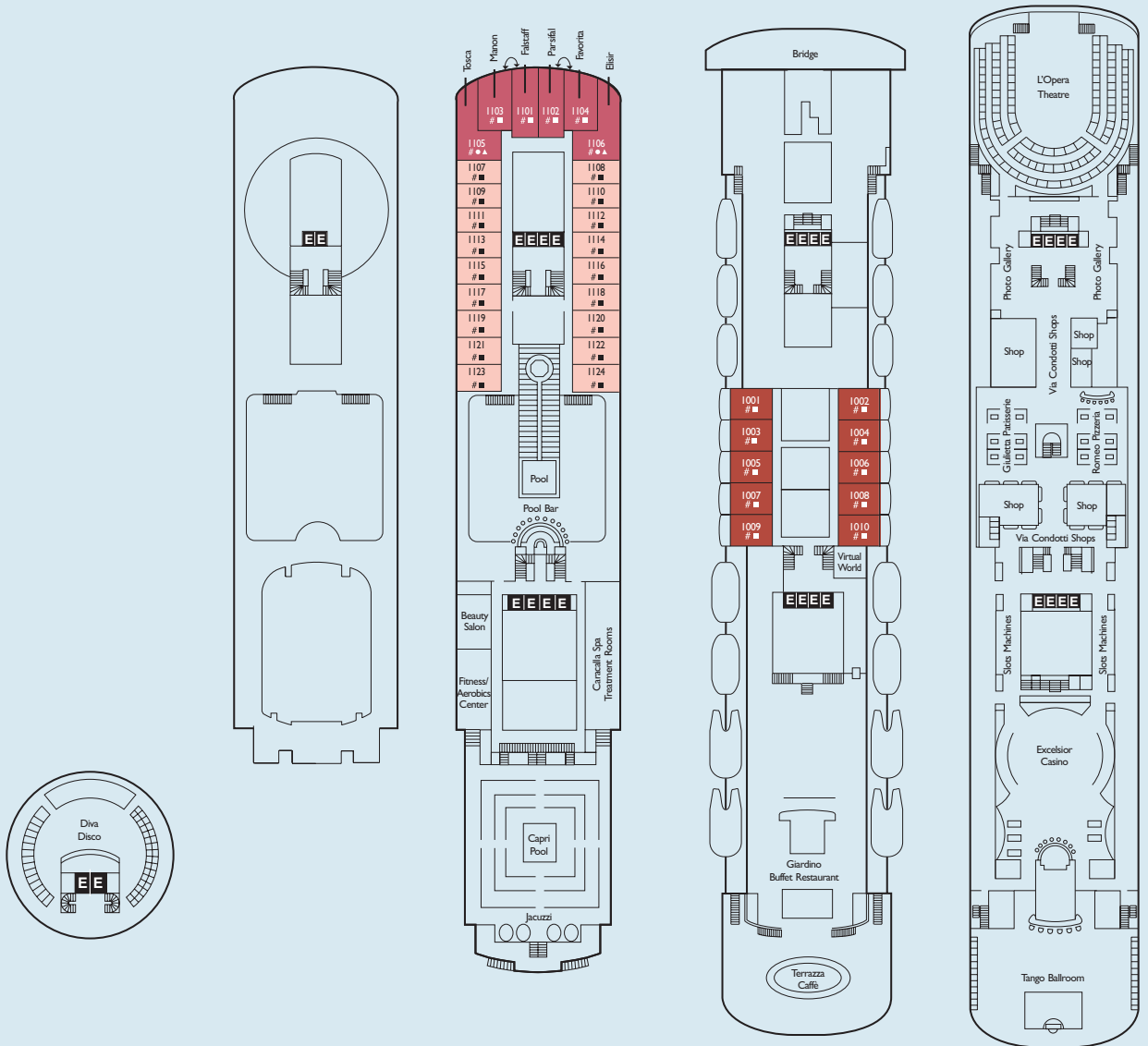
Suites

- | |
|--|
| MS Mini Suite. Montecarlo |
| S Suite. Montecarlo |
| GS Grand Suite with balcony. Madrid |

Key

- 1 lower bed and 1 upper berth
- 1 additional upper foldaway berth
- 2 additional upper foldaway berths
- # double bed
- additional double sofa-bed
- ▲ 1 lower bed
- ◆ 1 additional armchair sleeper
- E lift
- ↻ interconnecting cabins
- H cabin for disabled guests
- + additional retractable bed

Please note: Double bed available in all grades. 3rd and 4th berth available in all grades except I1.



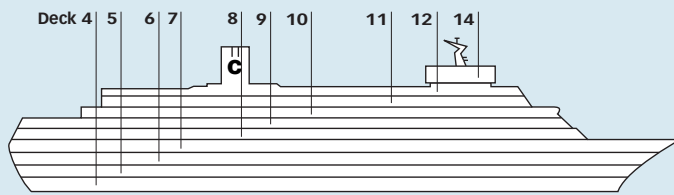
DECK 14 LISBONA

DECK 12 BIARRITZ

DECK 11 MONTECARLO

DECK 10 MADRID

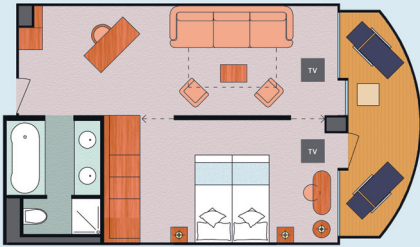
DECK 9 VIENNA



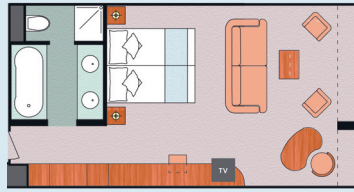
- Deck 4 Amsterdam
- Deck 5 Copenhagen
- Deck 6 Londra
- Deck 7 Parigi
- Deck 8 Verona
- Deck 9 Vienna
- Deck 10 Madrid
- Deck 11 Montecarlo
- Deck 12 Biarritz
- Deck 14 Lisbona

Gr: 53,000 t • Length: 221 m • Width: 31 m • Cruising speed: 18,5 knots • Max speed: 20 knots • Year in service: 1993 • Upgraded in 2001 & 2005 • Passenger capacity: 1,697

S - SUITE WITH BALCONY - 47 m²



MS - MINI SUITE - 31 m²



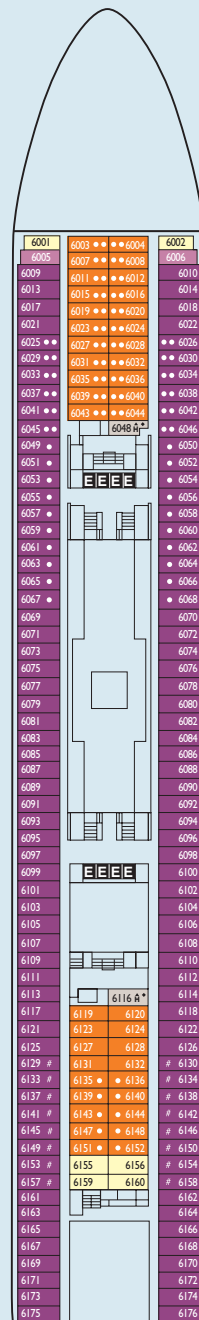
E5 - OUTSIDE - 16 m²



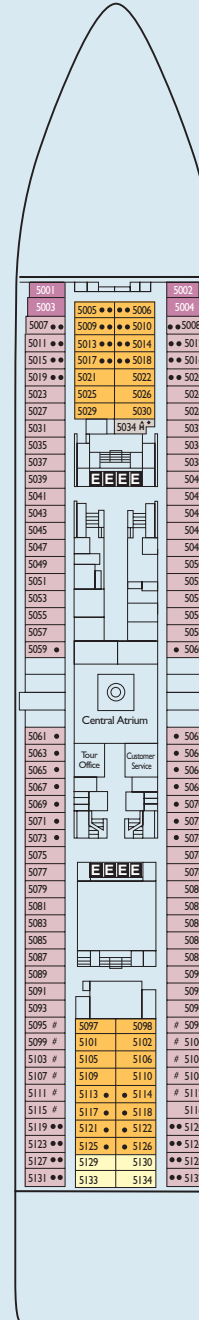
Please note: individual size, layout and furniture may vary from cabin to cabin



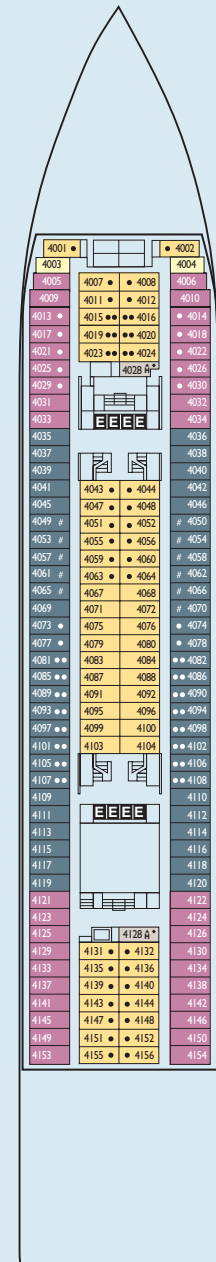
DECK 8 VERONA



DECK 6 LONDRA



DECK 5 COPENHAGEN



DECK 4 AMSTERDAM