

# Queen Elizabeth deck plans.

## Stateroom Category

### Grand Suites

Aft High Decks 6,7 **Q1**

### Master Suites

Midships High Deck 7 **Q2**

### Penthouse

Midships High Decks 4,5,6,8 **Q3**

Midships High Deck 7 **Q4**

### Queens Suites

Aft High Decks 4,5,8 **Q5**

Forward/Aft High Decks 4,5,7,8 **Q6**

### Princess Suites

Midships High Decks 7,8 **P1**

Midships/Forward High Decks 4,5,6 **P2**

### Club Balcony

Midships High Deck 8 **A1**

Midships High Deck 8 **A2**

### Balcony

Midships High Decks 5,6,7 **BA**

Midships High Decks 5,6,7,8 **BB**

Midships High Decks 4,8 **BC**

Aft High Decks 5,6,7 **BD**

Forward/Aft High Decks 4,5,6,7,8 **BE**

Forward High Decks 4\*,8 **BF**

### Balcony (partially obstructed view)\*

Midships High Deck 5 **CA**

Midships High Decks 4,5 **CB**

### Oceanview

Forward High Deck 6 **EF**

### Oceanview (obstructed view)\*

Midships High Deck 4 **FB**

Midships High Deck 4 **FC**

### Deluxe Inside

Midships High Decks 6,8 **GA**

### Standard Inside

Midships High Decks 7,8 **IA**

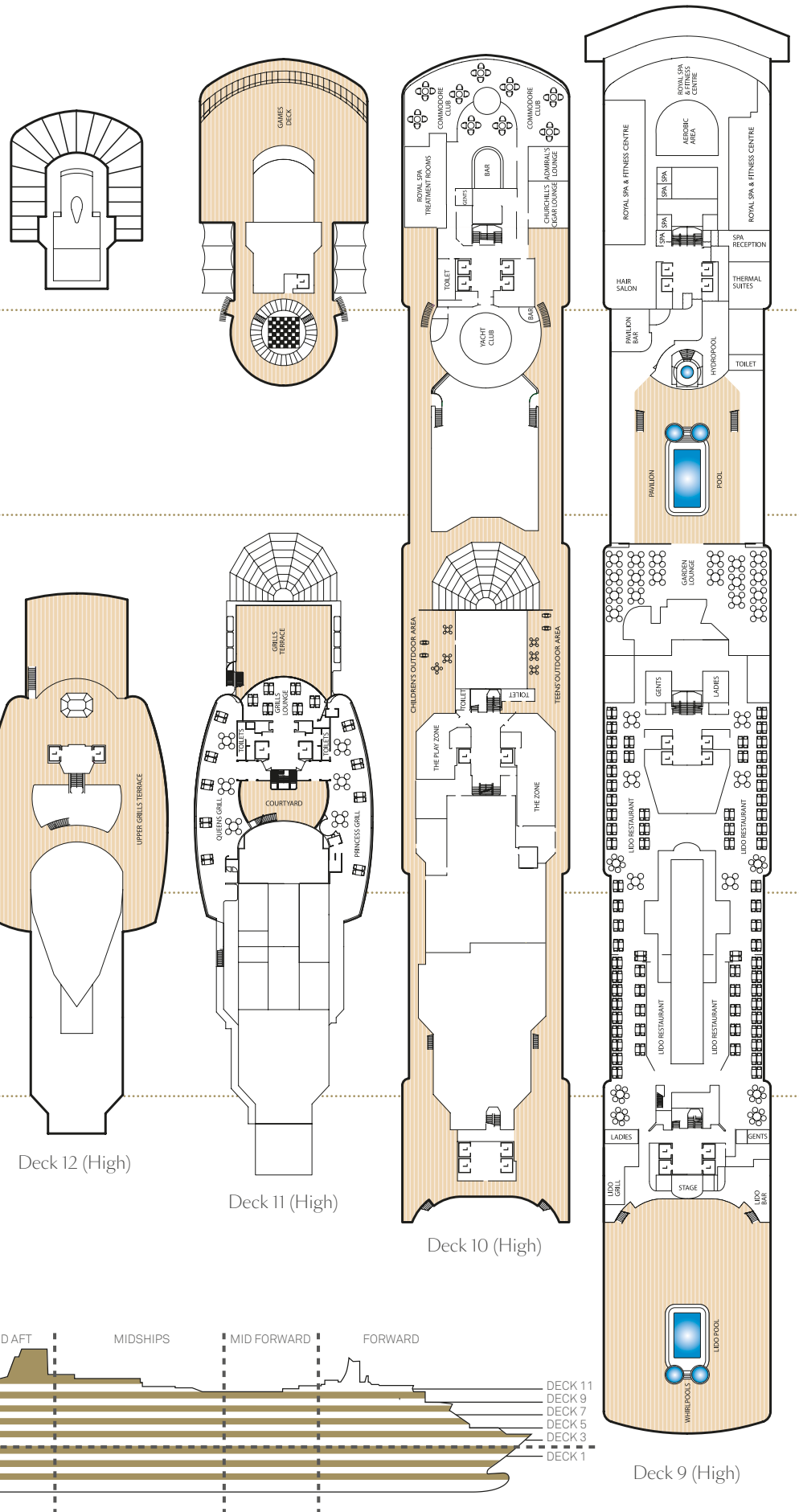
Aft High Decks 5,6,7 **ID**

Forward/Aft High Decks 4,5,6,8 **IE**

Forward High Decks 4,8 **IF**

## Key to symbols

- L Lift
- † Indicates 2 lower berths and 1 upper berth
- + Indicates 3rd berth is a single sofa bed
- ‡ Indicates 3rd and 4th berth is a single sofa bed and one upper bed
- \* Staterooms have views obstructed by lifeboats
- X Views partially obstructed by lifeboat mechanism
- ▲ Wheelchair accessible
- Staterooms 7.001 & 7.002 shaded by Bridge Wings
- ◆ Staterooms 6.001 & 6.002 have forward facing ocean views
- Staterooms 4.001-4.042, Deck 4 Forward, have metal fronted balconies



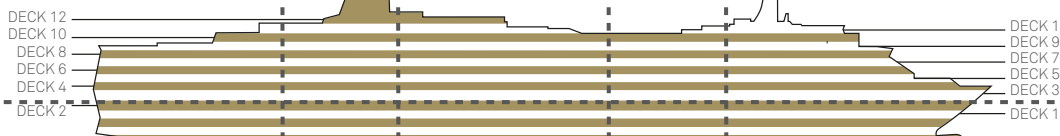
Deck 12 (High)

Deck 11 (High)

Deck 10 (High)

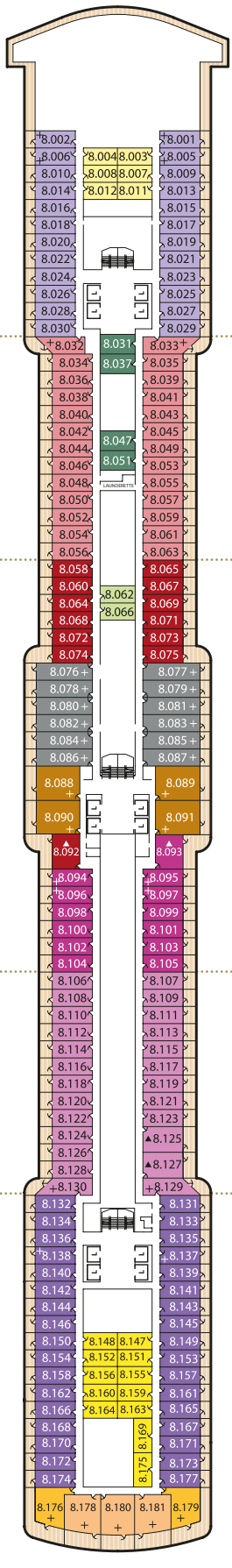
Deck 9 (High)

AFT MID AFT MIDSHIPS MID FORWARD FORWARD

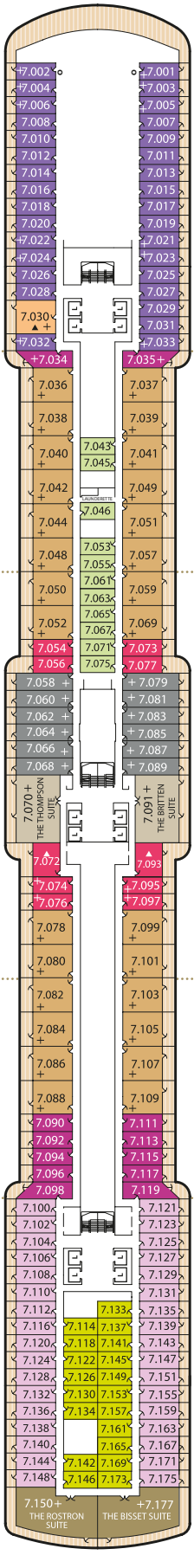


↑ HIGH DECK  
↓ LOW DECK

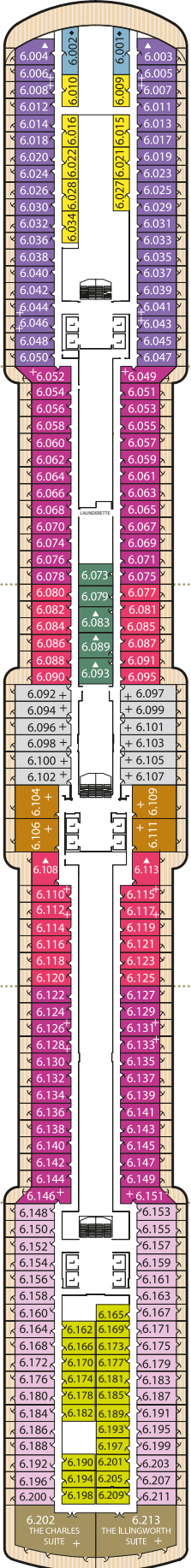
From Summer 2019, Queen Elizabeth Staterooms 7.054, 7.056, 7.073 and 7.077 will change from Balcony (BA) to Club Balcony (A1)



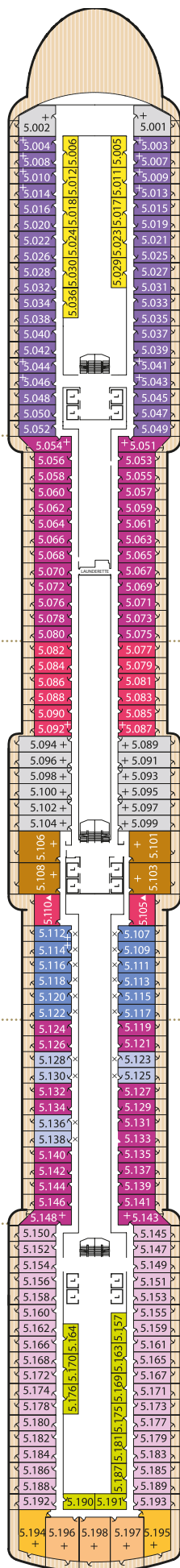
Deck 8 (High)



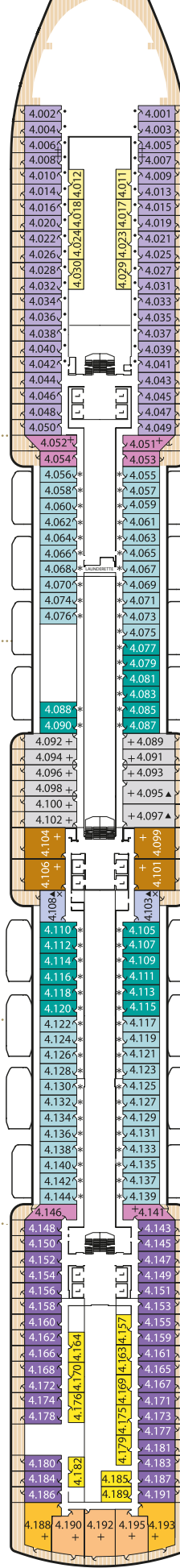
Deck 7 (High)



Deck 6 (High)



Deck 5 (High)



Deck 4 (High)

Forward

Mid Forward

Midships

Mid Aft

Aft

# Queen Elizabeth deck plans.

## Stateroom Category

### Oceanview

- Midships Low Deck 1
- Midships/Aft Low Deck 1
- Forward Low Deck 1



### Deluxe Inside

- Midships Low Deck 1
- Midships Low Deck 1



### Single

- Oceanview Midships, Low Deck 2
- Inside Midships, Low Deck 2



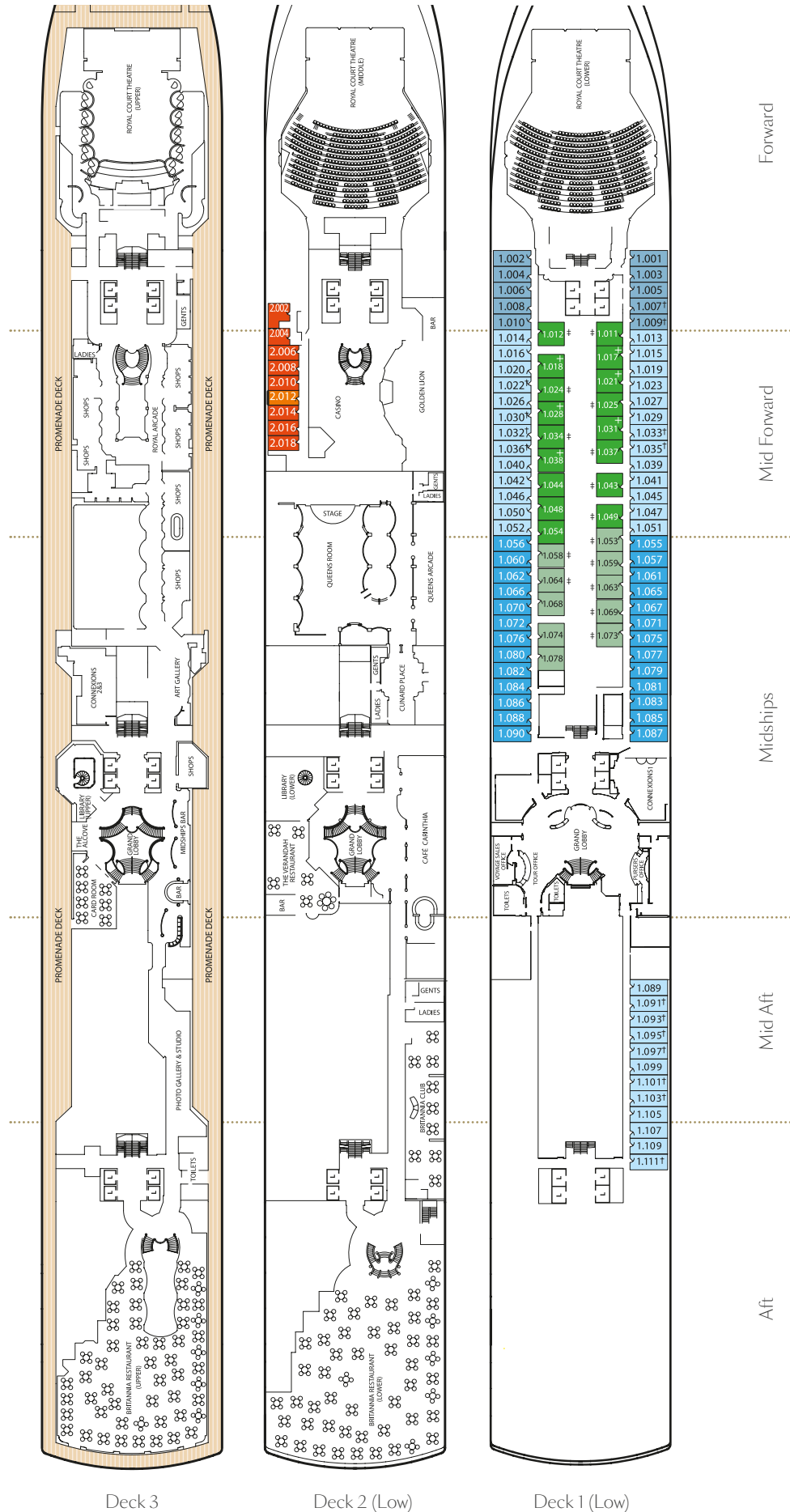
## Key to symbols

- L Lift
- † Indicates 2 lower berths and 1 upper berth
- ‡ Indicates 3rd berth is a single sofa bed
- ‡ Indicates 3rd and 4th berth is a single sofa bed and one upper bed

## Ship facts

|                      |               |
|----------------------|---------------|
| Entered Service:     | 2010          |
| Planned Refit:       | November 2018 |
| Country of Registry: | Bermuda       |
| Service Speed:       | 21.7 knots    |
| Max Speed:           | 23.7 knots    |
| Guest Capacity:      | 2,081         |
| No. of Crew:         | 1,005         |
| Length Overall:      | 964.5 feet    |
| Width:               | 106 feet      |
| Draft:               | 25.9 feet     |

View Queen Elizabeth stateroom accommodation online at [cunard.com/qestaterooms](http://cunard.com/qestaterooms) and virtual tours at [cunard.com/qetours](http://cunard.com/qetours)



Deck 3

Deck 2 (Low)

Deck 1 (Low)