

ACCOMMODATIONS SYMBOL LEGEND

- ▲ Twin Bed and Single Sofa Bed
- ★ 2 Twin Beds (convert to King) and Single Sofa Bed
- 2 Twin Beds (convert to King) and 1 Upper Pullman
- 2 Twin Beds (convert to King) and 2 Upper Pullmans
- 2 Twin Beds (convert to King), Single Sofa Bed and 1 Upper Pullman

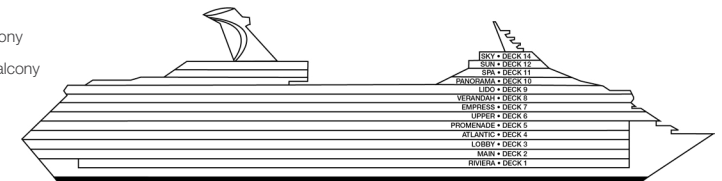
- † 2 Twin Beds (convert to King) and Double Sofa Bed
- ▷ 2 Twin Beds (convert to King), Double Sofa Bed and 1 Lower Pullman
- ≡ 2 Twin Beds (convert to King), Single Sofa Bed with Convertible Bunk
- ◆ Stateroom with 2 Porthole Windows
- ◁ Connecting staterooms (ideal for families and groups of friends)
- * Twin beds do not convert to a King Bed.
- U Unisex Wheelchair Accessible Restroom

- 4A 4B 4C 4D 4E 4F 4G Interior staterooms:
 Beds do not convert to King when both Upper Pullmans in use.
 6B Staterooms with obstructed views: 2428, 2429.
 All accommodations are non-smoking.

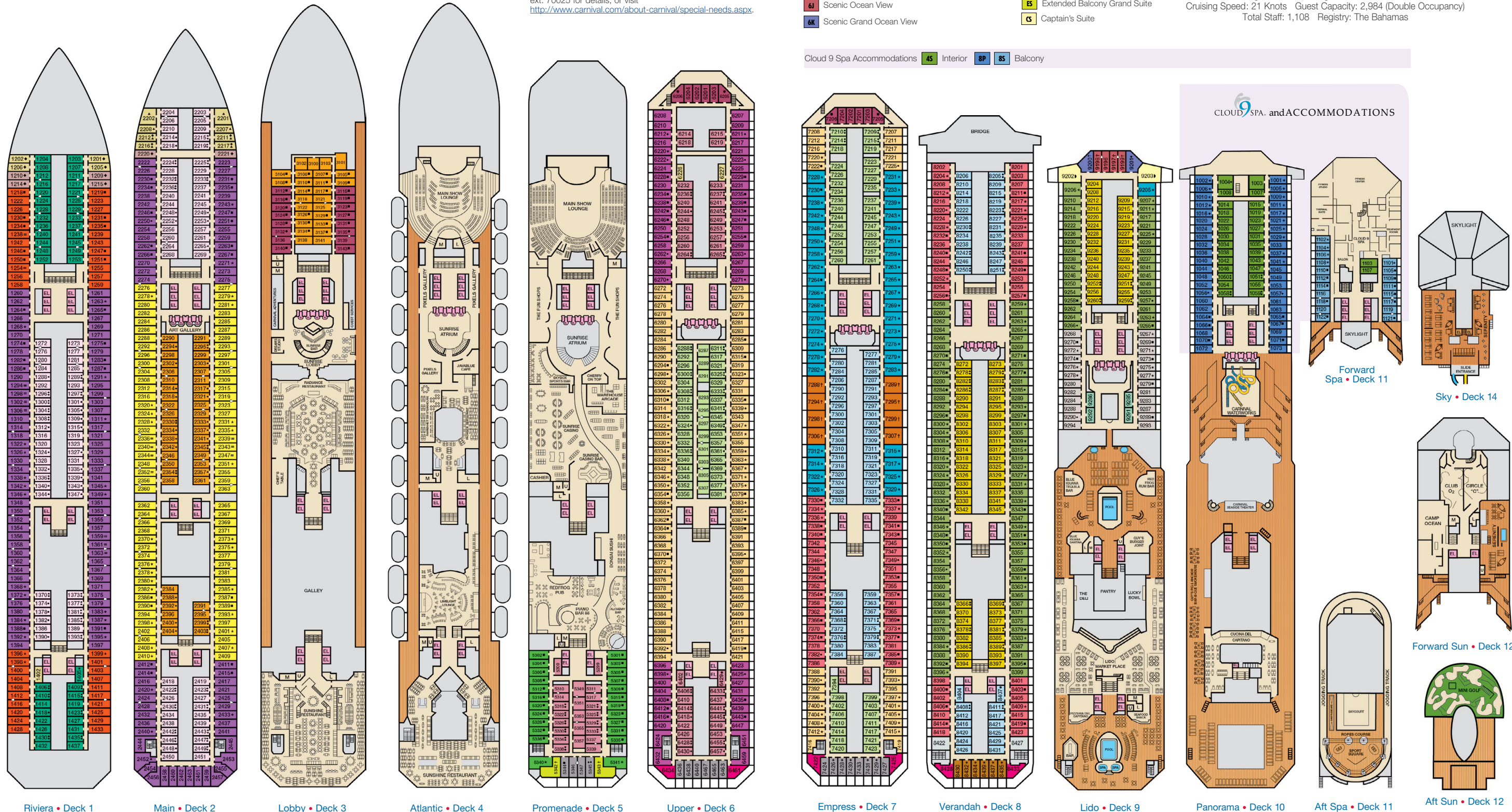
Accessible staterooms are available for guests with disabilities. Please contact Guest Access Services at 1-800-438-6744 ext. 70025 for details, or visit <http://www.carnival.com/about-carnival/special-needs.aspx>.

CATEGORIES

- 1A Interior Upper/Lower
- PT Porthole
- 4A 4B 4C 4D 4E 4F 4G 4H Interior
- 4J Interior with Picture Window (walkway view)
- 6A 6B 6C 6D Ocean View
- 6J Scenic Ocean View
- 6K Scenic Grand Ocean View
- 8A 8B 8C 8D 8E Balcony
- 8M 8N Aft-View Extended Balcony
- 9B Premium Balcony
- 9C Premium Vista Balcony
- 0S Ocean Suite
- 6S Grand Suite
- ES Extended Balcony Grand Suite
- CS Captain's Suite



Gross Tonnage: 101,509 Length: 893 Feet Beam: 116 Feet
 Cruising Speed: 21 Knots Guest Capacity: 2,984 (Double Occupancy)
 Total Staff: 1,108 Registry: The Bahamas



Riviera • Deck 1 Main • Deck 2 Lobby • Deck 3 Atlantic • Deck 4 Promenade • Deck 5 Upper • Deck 6 Empress • Deck 7 Verandah • Deck 8 Lido • Deck 9 Panorama • Deck 10 Aft Spa • Deck 11 Sky • Deck 14 Forward Sun • Deck 12 Aft Sun • Deck 12

ACCOMMODATIONS SYMBOL LEGEND

- ▲ Twin Bed and Single Sofa Bed
- ★ 2 Twin Beds (convert to King) and Single Sofa Bed
- 2 Twin Beds (convert to King) and 1 Upper Pullman
- 2 Twin Beds (convert to King) and 2 Upper Pullmans
- 2 Twin Beds (convert to King), Single Sofa Bed and 1 Upper Pullman
- † 2 Twin Beds (convert to King) and Double Sofa Bed
- ▷ 2 Twin Beds (convert to King), Double Sofa Bed and 1 Lower Pullman

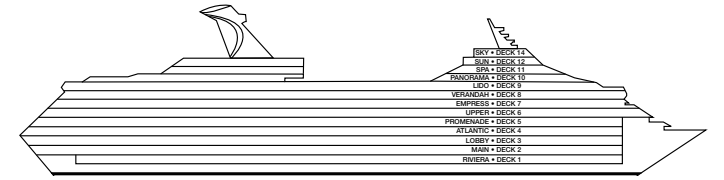
- 2 Twin Beds (convert to King), Single Sofa Bed with Convertible Bunk
- ◆ Stateroom with 2 Porthole Windows
- ◊ Connecting staterooms (ideal for families and groups of friends)
- ✱ Twin beds do not convert to a King Bed.
- U Unisex Wheelchair Accessible Restroom
- Ⓜ All accommodations are non-smoking

- Accessible Routes including Ramps
- Restrooms, Elevators, Lifts and other Accessible Areas
- Fully Accessible Staterooms (FAC)
- Fully Accessible Staterooms - Single Side Approach (FAC-SSA)
- Ambulatory Accessible Staterooms (AAC)


DECK PLANS

Please contact Guest Access Services for specific ship accessibility features. You may also visit <http://www.carnival.com/about-carnival/special-needs.aspx>

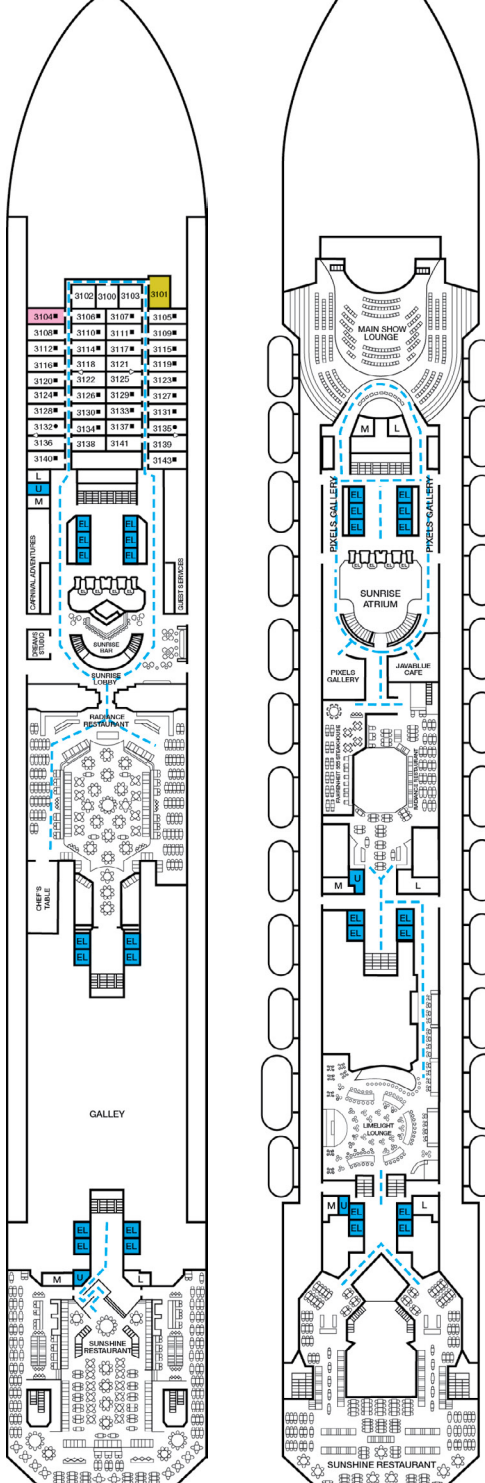
Spa accommodations include private access, special amenities and priority reservations at the Cloud 9 Spa.



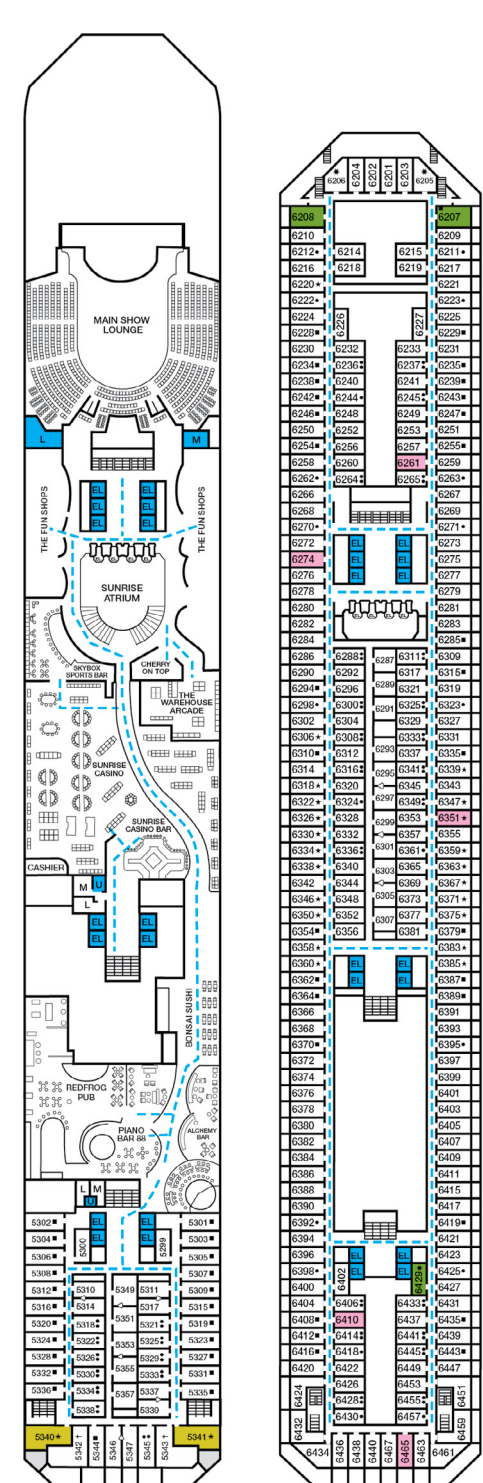
Gross Tonnage: 101,509 Length: 893 Feet Beam: 116 Feet
Cruising Speed: 21 Knots Guest Capacity: 2,984 (Double Occupancy)
Total Staff: 1,108 Registry: The Bahamas



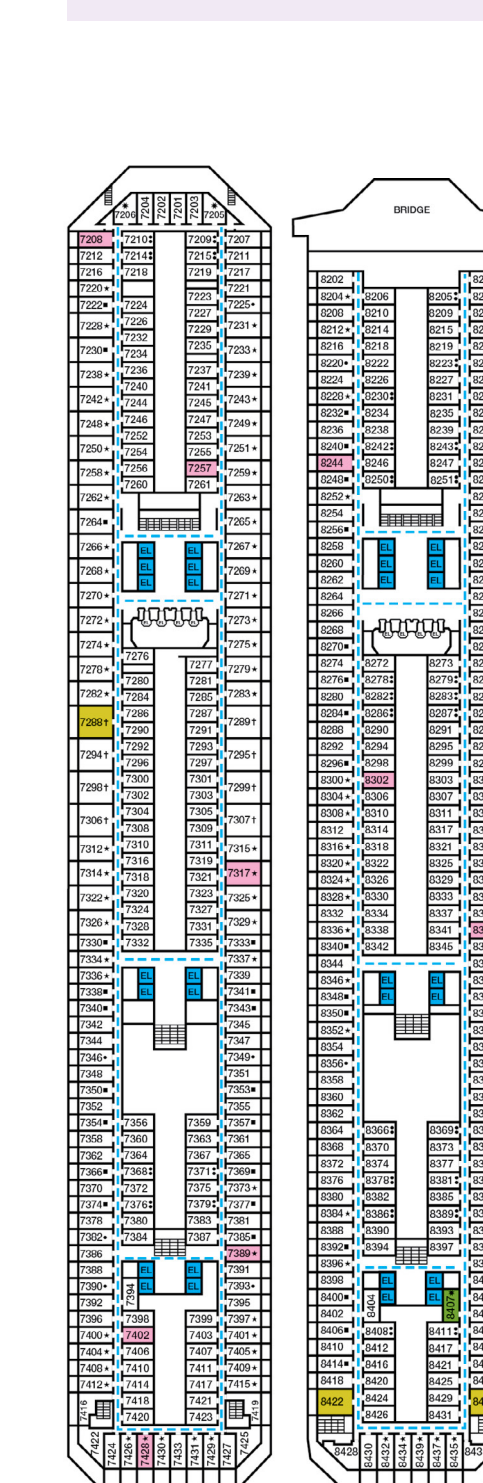
Riviera • Deck 1



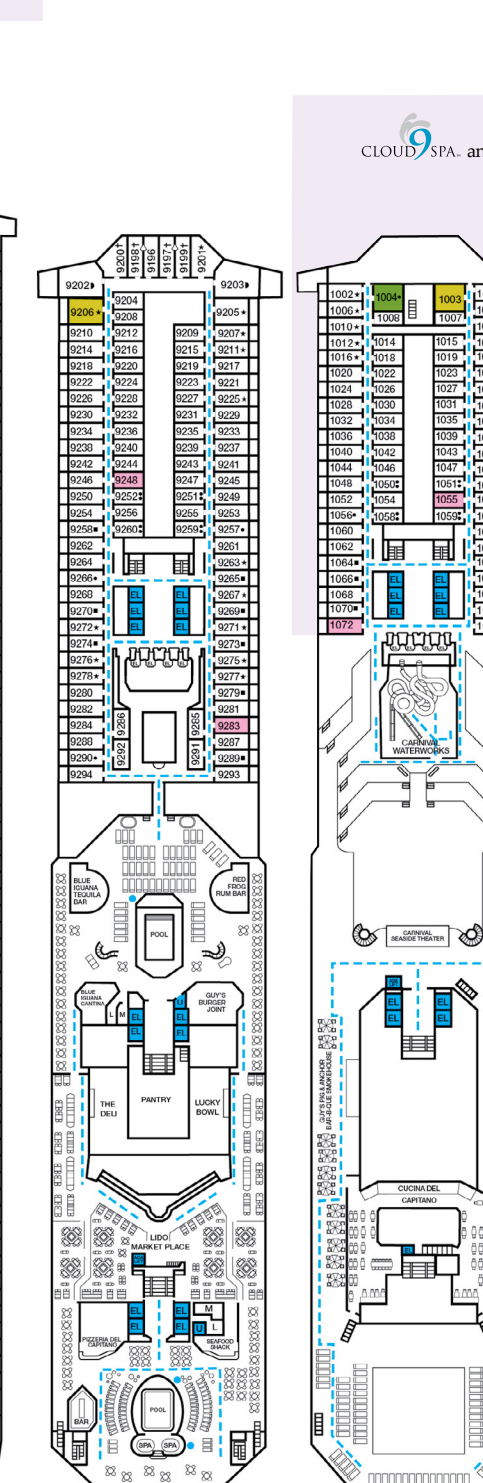
Main • Deck 2



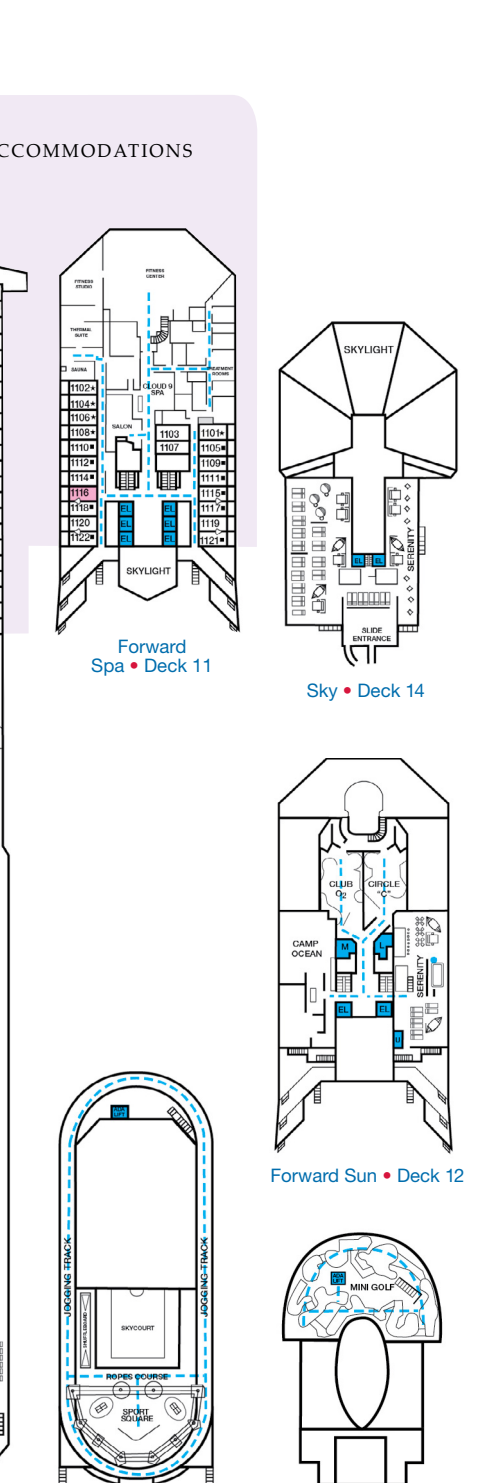
Lobby • Deck 3



Atlantic • Deck 4



Promenade • Deck 5




Upper • Deck 6



Empress • Deck 7



Verandah • Deck 8



Lido • Deck 9



Panorama • Deck 10



Aft Spa • Deck 11



Aft Sun • Deck 12

CLOUD 9 SPA and ACCOMMODATIONS

Forward Spa • Deck 11

Sky • Deck 14

CAMP OCEAN

MINI GOLF