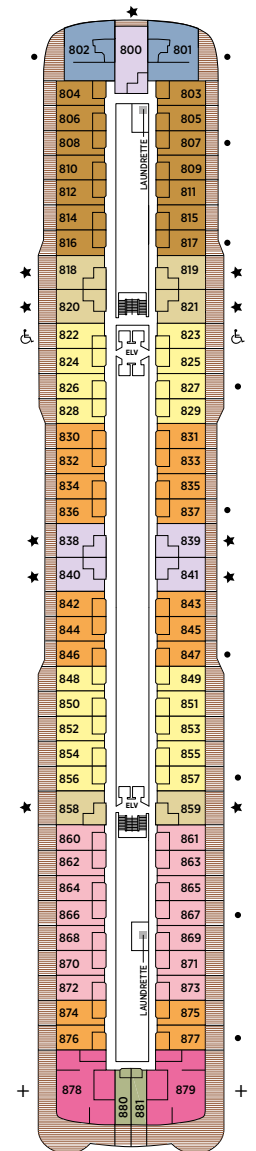
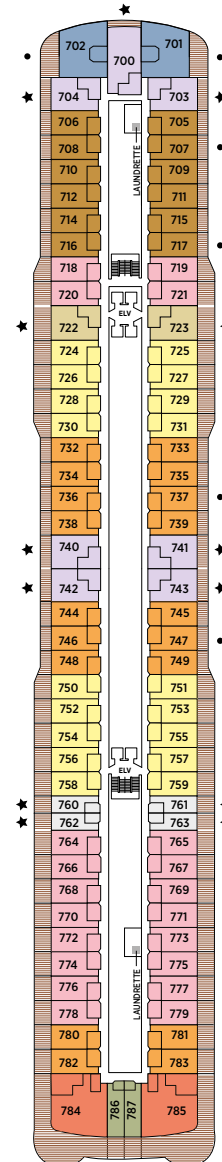
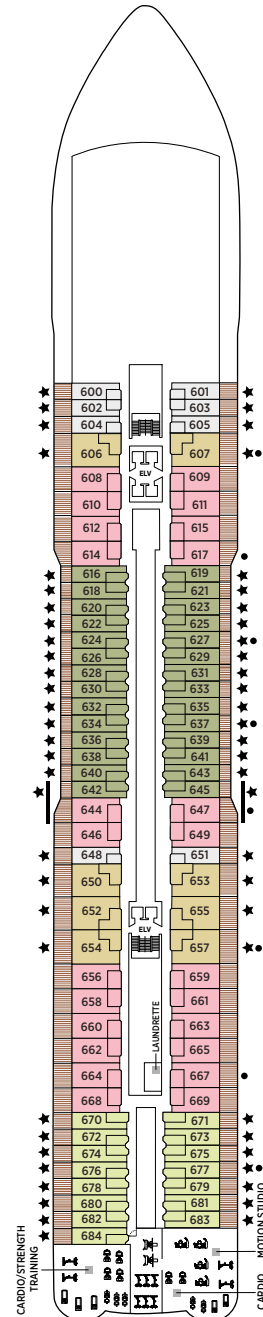
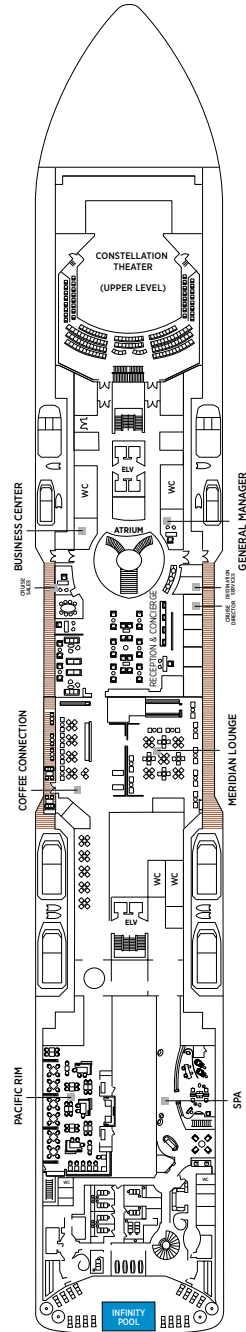
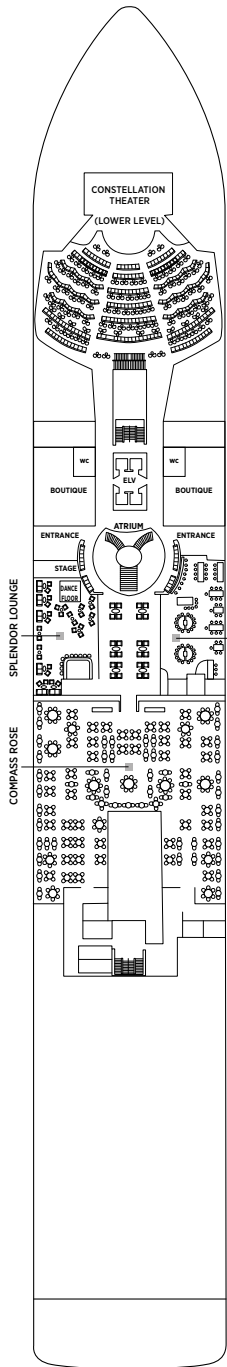

















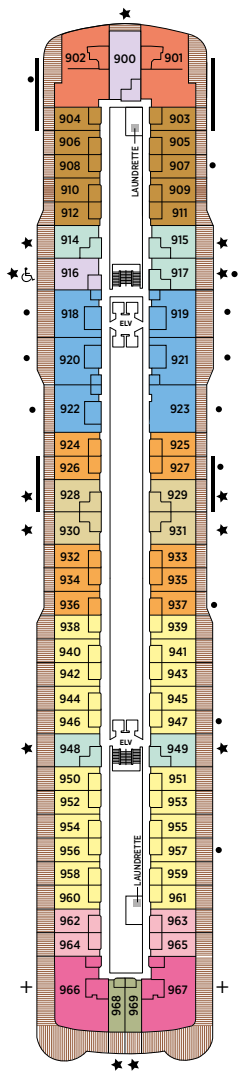
deck plans



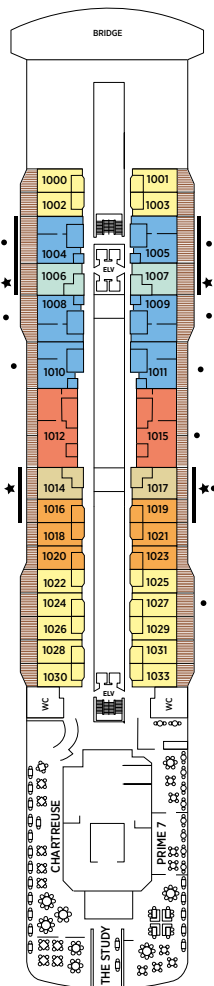
- + 2-bedroom suites accommodate up to 6 Guests
- Convertible sofa bed
- ♿ Wheelchair accessible suites
- 822, 823 and 916 have a shower instead of bathtub

OVERALL LENGTH 224 m
 BEAM (WIDTH) 31 m
 DRAFT 7 m
 GUESTS 750
 OFFICERS European
 CREW 542 International
 GUEST DECKS 10
 GROSS TONNAGE 55,254
 CRUISING SPEED 19.5 Knots
 SHIP'S REGISTRY Marshall Islands


	RS REGENT SUITE		D CONCIERGE SUITE
	MS MASTER SUITE		E CONCIERGE SUITE
	GS GRAND SUITE		F1 SUPERIOR SUITE
	SP SPLENDOR SUITE		F2 SUPERIOR SUITE
	SS SEVEN SEAS SUITE		G1 DELUXE VERANDA SUITE ★
	A PENTHOUSE SUITE ★		G2 DELUXE VERANDA SUITE ★
	B PENTHOUSE SUITE ★		H VERANDA SUITE ★
	C PENTHOUSE SUITE ★		



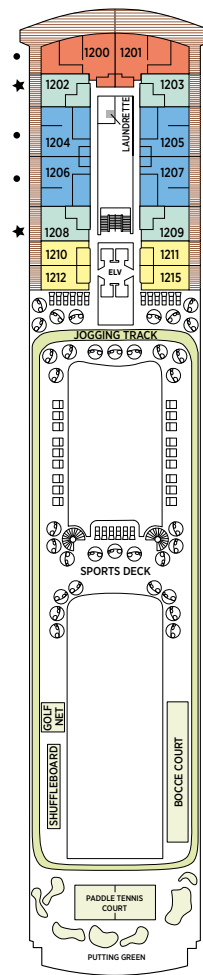
DECK 9



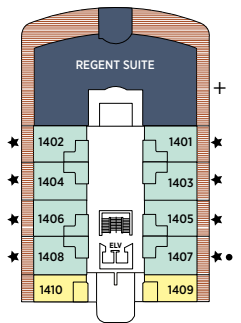
DECK 10



DECK 11



DECK 12



DECK 14

— Connecting suites

★ Bathroom features a glass-enclosed shower instead of a bath in categories A, B, C, G1, G2 & H.

Up to one roll-away bed can be added to most suites. Please enquire at time of booking.

Stay up to date on the latest *Seven Seas Splendor™* reveals by visiting RSSC.com